



DB2 Utilities Update and Best Practices

John Iczkovits

iczkovit@us.ibm.com

NEDB2UG

September 18, 2014



Agenda

- Overview
- REORG
- Statistics
- Backup & Recovery
- UNLOAD & LOAD
- Compression Dictionaries
- General Enhancements
- Deprecation
- More information
- Summary



Overview: Goal of DB2 Utilities

- Support core function
- Reduce CPU, ET & resource consumption
- Maximize availability
- Remove constraints & limitations
- Simplify data management

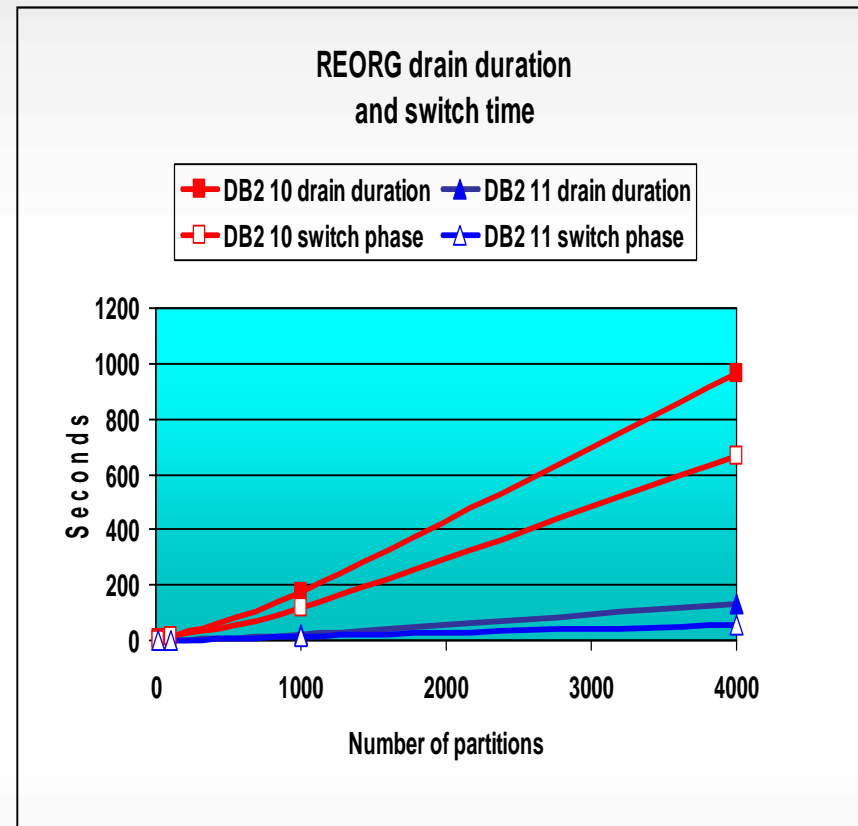


Improve performance of part-level REORG with NPSIs

- New option to defer shadow index build until all keys passed through sort
- New parm & zparm to govern
 - AUTO/ENABLE/DISABLE options
- Retrofit to DB2 9 & 10 in PM55051
- Result:
 - Customer test of REORG of 40% of partitions showed 55% ET reduction & 22% CPU increase
 - DB2 Sort gives additional ET reduction & cuts CPU to less than original starting point

SWITCH phase impact relief – reduced application impact

- Easier drain acquisition
- Prevent new claims on all target partitions while waiting for drains
 - Faster drain acquisition for part-level REORG
- New DRAIN_ALLPARTS option to momentarily drain all data parts
 - Eliminates claim-drain “deadlocks” for part-level REORG with NPSIs
- Restructure SWITCH phase processing for outage reduction
 - SWITCH phase ET reduction of 91% measured when reorging 20 parts





Physically delete empty PBG partitions

- Ability for REORG to physically delete empty PBG partitions
- New zparm REORG_DROP_PBG_PARTS
 - DISABLE – keep V10 behavior (default)
 - ENABLE – Delete empty PBG partitions on table space-level REORG
- Considerations:
 - Cannot be specified on REORG statement
 - If PBG created using NUMPARTS or ALTER ADD partition used, REORG may prune to a lesser number of partitions
 - No PIT recovery to prior to a pruning REORG
 - No facility to resurrect deleted partitions



Automated mapping table handling

- Scalability constraint with existing mapping table index limits # rows that can be reorged
- Mapping table DDL must change in 11 due to RBA/LRSN change
- Requirements to automate mapping tables
- Solution: New automated mapping tables in REORG
 - Support mapping tables in PBGs
 - Increases mapping index max size from 64Gb to 16Tb
 - Retrofitted to V9 in PM58177
 - Automatically create new format mapping table if required
 1. If mapping table specified & correct format then honor specification
 2. Else if specified but incorrect format then create new in same db as original
 3. Else if not specified and zparm DB specified then create in ZPARM DB
 4. Else create in implicit DB
 5. DROP at end of REORG or end of last REORG if multiple REORGs in job step
 - NFM requires new format mapping table
 - CM, CM*, ENFM, ENFM* supports old & new format mapping table



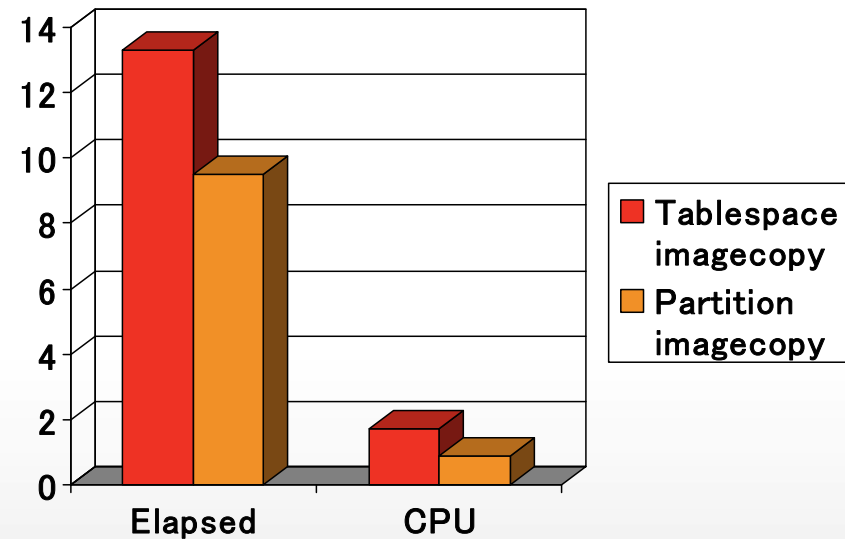
REORG without sorting data

- Increasingly REORGs are performed for reasons other than to regain clustering of data, yet no ability to avoid cost of recluster
- REORG SHRLEVEL CHANGE does not support SORTDATA NO
- Support SORTDATA NO with SHRLEVEL CHANGE
- New RECLUSTER YES/NO option on SORTDATA NO
 - RECLUSTER NO – Do not unload data through clustering index **and do not sort data records in clustering order**



Partition-level inline image copy

- Faster partition-level recovery from inline image copy
- Create partition-level inline image copies if using TEMPLATE with &PA or &PART
 - No new option or keyword on REORG
 - PM93611:
 - Support subscribing of &PA as long as subscript ensures uniqueness
 - Support writing to tape as long as STACK YES not specified
- RECOVER of single partition of a 20 partition table space
 - ET reduced by 28%
 - CPU reduced by 49%





Improved REORG LISTDEF Processing

- PARALLEL YES/NO option introduced in APAR in V9
 - NO – Prevent REORG from processing multiple partitions in single REORG when input is partlevel LISTDEF
 - Zparm REORG_LIST_PARALLEL at zparm level
- Need compromise option for customers who want to take advantage of REORG parallelism but cannot afford to shadow many partitions at a time
- New option LISTPARTS n to limit # of partitions to be processed in a single REORG if input is a part-level LISTDEF
- Considerations:
 - PARALLEL YES/NO will be deprecated but still supported in 11
 - PARALLEL NO = LISTPARTS 1
 - PARALLEL YES = No LISTPARTS specification
 - No REORG_LIST_PARALLEL n zparm option



REBALANCE Enhancements

- Improved availability & failure prevention
- Support REORG SHRLEVEL CHANGE REBALANCE
 - Complements online ALTER LIMITKEY
- Improve resiliency with enhanced distribution algorithm & improved handling of empty partitions
- Build compression dictionary for all partitions
 - Previously, partitions that were empty at the start of REORG would not have a dictionary built, requiring a subsequent REORG to gain compression
- New SORTCLUSTER option to sort data in clustering as well as partitioning order to avoid AREO*
 - Occurred when partitioning key not a superset of clustering key



REORG of LOB data

- Support REORG of LOB data even though aux index is unavailable
 - Problem in V10 if LOB tablespace is REORP and index is RBDP
 - LOBs can't be reorged and index can't be rebuilt
- REORG SHRLEVEL NONE for LOBs changed to RC8 from 11 CM onwards
 - Not supported in 10 NFM, but returns RC0 with MSGDSNU126I



Improved REORG serviceability

- Need ability to use online REORG even when SYSLGRNX cannot be relied upon
- Support LOGRANGES NO option for REORG SHRLEVEL CHANGE



REORG change of defaults to match best practices

- Change default options:
 - DRAIN WRITERS to DRAIN ALL
 - DISCARD to DISCARD NOPAD YES
 - UNLOAD EXTERNAL to UNLOAD EXTERNAL NOPAD YES



REORG Best Practices

- REORG SHRLEVEL CHANGE for maximum availability
- Use DRAIN ALL rather than DRAIN WRITERS
- Use TIMEOUT TERM to free up objects on timeouts
- If minimizing application impact is key:
 - $(\text{DRAIN_WAIT} + \text{MAXRO}) < (\text{IRLMRWT} - 5 \text{ or } 10 \text{ secs})$ for minimal application impact
 - Specify high RETRY value (6 or more)
- If REORG success in a small window is key:
 - Consider starting REORG early with MAXRO DEFER then -ALTER UTILITY command
 - High DRAIN_WAIT & MAXRO to guarantee REORG success
- If using REORG DISCARD, use NOPAD for improved performance
- LOBs:
 - SHRLEVEL REFERENCE in V9, SHRLEVEL CHANGE in V10
 - Stop using SHRLEVEL NONE before DB2 10 NFM



Statistics Enhancements

- More zIIP offload for RUNSTATS distribution statistics
 - Up to 80% zIIP-eligible
- zIIP offload for inline statistics
 - Additional 30% offload to zIIP
- Enhance inline statistics for RUNSTATS avoidance
 - Inline statistics collection on NPSIs during REORG with SORTNPSI
 - Inline histogram statistics
 - Inline DSTATS
- New RUNSTATS RESET option to reset existing statistics
- Improved PROFILE usability for LISTDEF processing
 - Gather default statistics if no profile exists for table



Statistics Enhancements

- Optimizer determination of missing statistics
 - Optimizer identifies missing statistics & writes information to new catalog table DSN_STAT_FEEDBACK
 - OQWT modifies statistics profile
 - Automation Tool detects profile change & builds RUNSTATS job
 - DSNACCOX similarly enhanced to recommend RUNSTATS
- -ACCESS DATABASE ... MODE(STATS) option to externalize RTS statistics
- RTS overhead reduction



Statistics Best Practices

- Do not use RUNSTATS to gather space statistics – rely on RTS
- Do not gather unnecessary stats
- Use sampling, and TABLESAMPLE in DB2 10
- Use profiles in DB2 10 and 11
- Use inline stats where possible rather than RUNSTATS, but no zIIP for inline stats in DB2 10+
- Specify KEYCARD prior to DB2 10
 - Index cardinality stats are cheap to collect and heavily relied upon by optimizer
- Don't bother running RUNSTATS on LOB table spaces
 - RTS contains all the information you need



Backup & Recovery Enhancements

- Faster catalog/directory recovery
 - Enhanced SYSLGRNX recording
- New VCAT name translation for RESTORE SYSTEM for system cloning
 - Support logapply when RESTORE SYSTEM used for cloning purposes
- Improved recoverability with COPY-REORG concurrency
 - Permit COPY to run concurrent with long-running REORGs
- Avoid allocating empty image copy datasets for incremental or CHANGELIMIT copies
- Lifted many restrictions on PIT recovery prior to materializing REORG
 - PIT recovery restrictions lifted for
 - LOB, XML and PBR table spaces
 - Including when immediate alters have occurred since materializing REORG
 - PIT recovery restrictions still in place
 - Table space conversion
 - PBG table spaces
 - PBG partition pruning
 - Online DROP COLUMN

Backup and Recovery Best Practices

- SHRLEVEL CHANGE unless consistent copies are essential
- Use PARALLEL keyword to exploit parallelism
- Consider OPTIONS EVENT(ITEMERROR,SKIP)
- Sets UTRW state only for duration of copy of individual page set
- But increases COPY overhead
- Serialisation required for each pageset on the fly
- Consider taking incremental copies and using MERGECOPY
- MERGECOPY marks relevant page set UTRW
- Copy indexes on large, critical tables
- Particularly if rarely or never updated
- Only drawback – increase in SYSLGRNX & SYSCOPY recording
- Automatically included in MODIFY RECOVERY

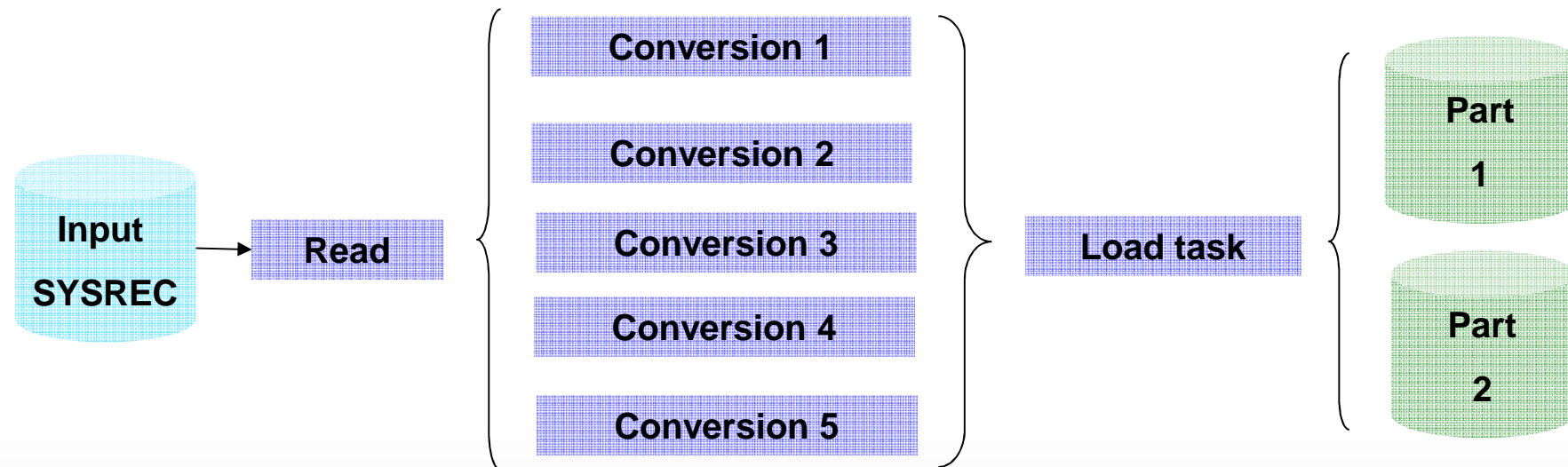


LOAD & UNLOAD Enhancements

- Crossloader support for XML data
- Exploit FETCH CONTINUE for processing large LOBs & XML data in Crossloader
 - Reduce vstor requirement
 - Avoid DSNU1178i errors
 - 28% CPU reduction
 - Load of 1Mb LOBs
- zIIP offload for LOAD REPLACE PART clearing of NPSIs
 - 100% offload to zIIP for LOAD REPLACE with dummy input

LOAD & UNLOAD Enhancements

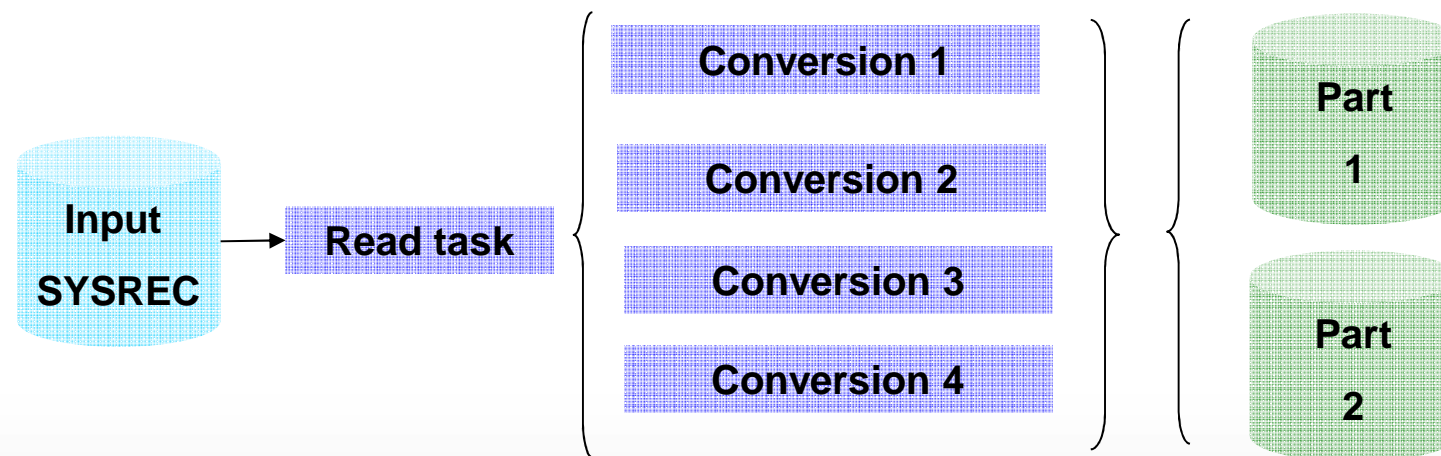
- LOAD SHRLEVEL NONE PARALLEL with single input dataset
 - Parallel data conversion
 - Not supported for PBGs
 - 50% ET reduction possible on single SYSREC load





LOAD & UNLOAD Enhancements

- LOAD SHRLEVEL CHANGE PARALLEL
 - Supports non-partitioned as well as partitioned
 - Single input dataset
 - Not supported for PBGs
 - >80% ET reduction





Load and Unload Best Practices

- Run LOAD with LOG NO, REUSE, KEEPDICTIONARY if possible
- Use SORTDEVT to drive parallel index build
- Allocate inline copy data sets to DASD
- Split up input dataset and drive LOAD partition parallelism in a single LOAD
- Use SORTNUM elimination
- Specify NUMRECS if input is on tape or variable length
- If loading partitioned table with single input dataset, presort data in clustering (partitioning) key order
 - PRESORT option in Utility Enhancement Tool
- For LOAD REPLACE, consider loading into a “clone” then renaming tables or datasets
- Consider using USS named pipes
- Use FORMAT INTERNAL, PRESORTED or INDEXDEFER if possible



Compression Dictionaries

- Avoid decompression failures for IFI 306 readers when new compression dictionary built by REORG/LOAD
- Old compression dictionary stored on log
- New SYSCOPY record written pointing to old compression dictionary for CDC tables
- IFI 306 read automatically retrieves old compression dictionary if necessary
- Avoid need for replication target refresh when dictionary changes

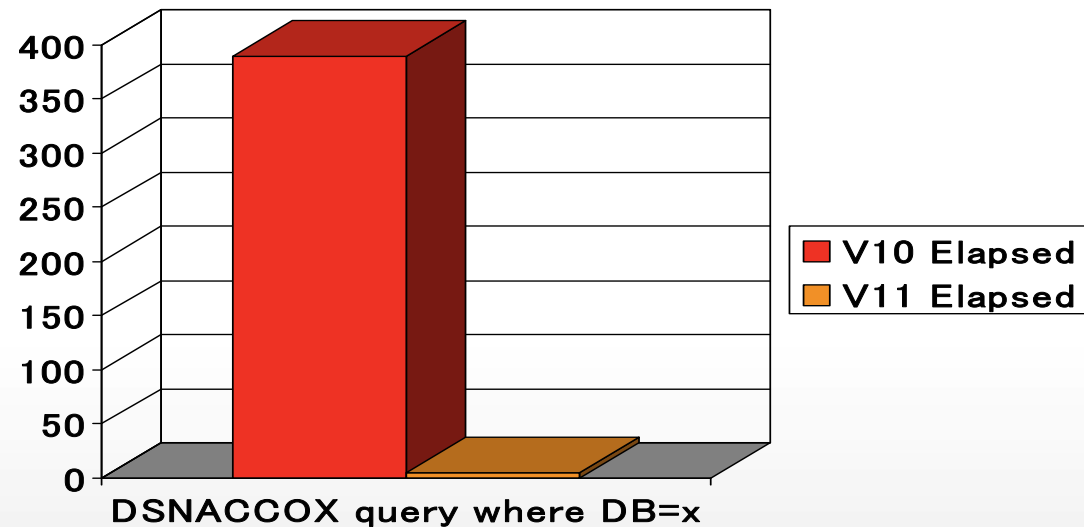


General Enhancements

- Greater parallelism for faster utilities
 - 11% elapsed time reduction measured for REORG, LOAD, REBUILD INDEX
- PARALLEL option for parallelism control for LOAD, REORG, REBUILD INDEX, UNLOAD, CHECK INDEX
- -DISPLAY UTILITY enhancements
 - Remove serialization between -DIS UTIL and -TERM UTIL
 - Jobname, start timestamp
 - Late addition: SWITCHTIME and NEWMAXRO
- Utility impact reduction on bufferpools
 - Extend MRU for UNLOAD, REORG TABLESPACE, RUNSTATS TABLESPACE, RUNSTATS INDEX, REBUILD INDEX, CHECK INDEX, CHECK DATA
- Improved dataset cleanup in utility stored procedures
 - Previously, datasets remained allocated on utility failure, preventing cleanup

General Enhancements


- Improved TEMPLATE support for large / EF datasets and local time values
 - DSNTYPE LARGE, EXTREQ, EXTPREF
 - New EATTR option on TEMPLATE to request extended attributes
 - New TIME LOCAL|UTC option
- Enforce NUMTCB=1 for stored procedures
- DSNACCOX performance





Deprecation


- REORG SHRLEVEL NONE for LOBs changed to RC8 from 11 CM onwards
 - Not supported in 10 NFM, but returns RC0 with MSGDSNU126I
- Still supported in 11, but no longer documented:
 - REORG
 - PARALLEL YES|NO
 - Superseded by LISTPARTS
 - INDREFLIMIT
 - OFFPOSLIMIT
 - LEAFDISTLIMIT
 - UNLOAD ONLY
 - UNLOAD PAUSE
 - UNLOAD EXTERNAL
 - COPY
 - CHANGELIMIT



Want to learn more about DB2 Utilities?



- Attend a DB2 Utilities Workshop
 - What is it?
 - Complimentary (1/2 day+) session with information to help gain a better understanding of the features delivered in the DB2 Utilities Suite for z/OS and how they can be used to manage your DB2 environment. Topics include
 - What utility features can save you time and money
 - Understanding your utility maintenance needs to meet SLAs
 - What's the benefit to you?
 - Useful information, materials and contacts help you achieve the maximum benefits from the features delivered in the DB2 Utilities Suite for z/OS and they can help manage your utility maintenance to improve your DB2 for z/OS critical applications
 - Who is it designed for?
 - DBAs/App DBAs, DB2 System Administrators, and Technical Management
 - Contact your IBM sales rep for more details and schedule



The Best Practice Tip for DB2 Utilities: DB2 Utilities Solution Pack

- During DB2 utilities sort processing, reduce CPU usage and elapsed time by up to 50%*
- Eliminate ALL CPU and elapsed time by avoiding unnecessary utility processing?
 - Set it and forget it, adjust to fit changing needs
- Use the fastest and most flexible unload in the market to modernize your data movement
- Set company-wide DB2 utility standards
 - Enforced and auditable
- ONE change to embedded DB2 Utility JCL can find and update every occurrence in every application with the most current version of DB2 for z/OS

*“More data,
reduced costs”*

**Optimize, control
manage & automate**

*When used with the
IBM DB2 Utilities
Suite, IBM beats or
matches performance
with every other
3rd party vendor for:*

- *Using less CPU*
- *Reducing ET*
- *More zIIP offload*

**DB2 Utilities
Solution**



General Best Practices

- Plan your move to DB2 11 to take advantage of the latest in DB2 11 enhancements
- Stay current on DB2 maintenance as much as possible
- Attend a DB2 Utilities Workshop
- Check out the DB2 Utilities Solution Pack to make your DB2 utility environment more efficient and easier to manage

Summary

- Day-1 support for utilities and utility management production with core DB2 versions/functions
- Innovation continuing & delivery pace accelerating
- Continuous delivery of performance enhancements & features of real business value
- Eliminate application impact from utilities
- Reduce elapsed time & CPU consumption
- Reduce resource consumption

- Reduce complexity & improve automation -- Build expert knowledge into the tools, not just tools for the expert!

